



Toaster Solutions

*Cafeterias • Buffets • Supermarkets & Delis
Restaurants & Cafés • Clubs & Bars • Catering*



ITQ-1750-2C pg. 2



TPT-240 pg. 3



TQ-10 pg. 4



TQ-400 pg. 4



TK-100 pg. 6



TQ-805 pg. 7



Intelligent Toast-Qwik®

Hatco's New Intelligent Toast-Qwik® allows the operator to toast multiple products at the touch of the button, changing easily from bagels to croissants to Texas toast to hash browns, as well as melting cheese and finishing smaller food products. The unit can easily take the place of the current toasting platform and add versatility and future menu expansion along with energy efficiency and cost savings.

- The conveyor toaster can operate in four different modes:
 - ~ Continuous Through Put
 - ~ Select Single Item Mode
 - ~ In and Reverses out Mode
 - ~ In, Pause, then Continues Through
- USB port located on the front allows for easy transfer of information such as program changes and product usage information
- The ability to program up to eighteen product settings

- Hatco's patented ColorGuard sensing system monitors and adjusts conveyor speed and temperature during high usage periods to ensure toast color uniformity
- Using Hatco's Spot-On® technology, the toaster senses when product is placed on the conveyor and activates the unit
- Easy to clean, with removable crumb tray and collector ramp. There is minimal operator maintenance required, with self cleaning elements and no maintenance motor and conveyor drives



ITQ-1000-1C



ITQ-1750-2C

HORIZONTAL CONVEYOR TOASTERS

Model	Voltage	Dimensions W x D x H	Watts	Amps	Capacity/ Minute†	Plug	Ship Weight
ITQ-1000-1C®	208-240	450 x 727 x 457 (17 ³ / ₈ " x 28 ³ / ₈ " x 18")	3230-4300	15.5-17.9	17	NEMA 6-30P	40 kg (89 lbs.)
ITQ-1000-1C‡	230	450 x 727 x 457 (17 ³ / ₈ " x 28 ³ / ₈ " x 18")	3600	15.7	17	No Plug	40 kg (89 lbs.)
ITQ-1750-2C	208-240	505 x 728 x 420 (20" x 28 ¹ / ₁₆ " x 16 ³ / ₈ ")	4960	23.8-20.7	30	NEMA 6-30P	48 kg (106 lbs.)
ITQ-1750-2C‡	230	505 x 728 x 420 (20" x 28 ¹ / ₁₆ " x 16 ³ / ₈ ")	4960	21.6	30	No Plug	48 kg (106 lbs.)

† Toasting capacity may vary by product. Toasting of coated products not recommended.

® Unit is designed to operate on supply voltages between 208V and 240V.

‡ CE Mark available.

All Horizontal Conveyor Toaster Models Feature:

Opening Dimensions – ITQ-1000-1C: 240 W x 51 H mm (9³/₈" x 2").

ITQ-1750-2C: Two openings at 136 W x 57 H mm (5³/₈" x 2¹/₄").

Cord Location: 1828 mm (6') cord – left center on back of unit.

OPTIONS (available at time of purchase only)

ITQ-L6	NEMA L6-30P Locking Cap in lieu of NEMA 6-30P
ITQ-SCHUKO	CEE 7/7 SCHUKO lieu of No Plug (Model ITQ-1000-1C, 230V only)

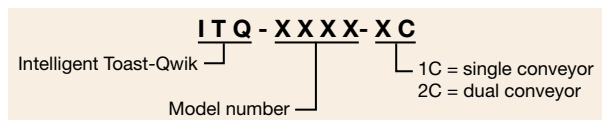
ACCESSORIES (available for purchase at any time)

Paddle with High Temp, Non-Stick Coating –

ITQ1C-PAD	229 mm (9") Wide Food Paddle (ITQ-1000-1C Model)
ITQ2C-PAD	127 mm (5") Wide Food Paddle (ITQ-1750-2C Model)



ITQ2C-PAD
Accessory



ALL INTELLIGENT TOAST-QWIK METAL SHEATHED HEATING ELEMENTS WARRANTED AGAINST BURNOUT AND BREAKAGE FOR TWO YEARS.

Pop-Up Toasters

Perfect for self-serve areas and light volume applications, the Hatco Pop-Up Toasters provide even golden toasting of a variety of bread products. The durable stainless steel housing contains four self-centering slots with individual toasting controls and removable crumb tray.

- Evenly toasts a variety of bread products including bagels, Texas toast, waffles and English muffins
- All models have four self-centering 32 mm (1¼") wide slots
- Individual toasting controls
- A selector switch for single (or double) sided toasting (excluding TPT-120)
- Durable stainless steel construction
- Removable crumb trays for easy cleaning
- 1829 mm (72") cord with plug



TPT-120



TPT-208

POP-UP TOASTERS

Model	Voltage	kW	Dimensions W x D x H	Slot Openings W x H	Plug	Ship Weight
TPT-120	120	1.8	346 x 313 x 204 mm (13 ⁵ / ₈ " x 12 ³ / ₈ " x 8 ¹ / ₈ ")	32 W x 140 D mm (1¼" x 5½")	NEMA 5-15P	7 kg (15 lbs.)
TPT-208	208	2.6	346 x 313 x 204 mm (13 ⁵ / ₈ " x 12 ³ / ₈ " x 8 ¹ / ₈ ")	32 W x 140 D mm (1¼" x 5½")	NEMA 6-15P	7 kg (15 lbs.)
TPT-240	240	2.6	346 x 313 x 204 mm (13 ⁵ / ₈ " x 12 ³ / ₈ " x 8 ¹ / ₈ ")	32 W x 140 D mm (1¼" x 5½")	NEMA 6-15P	7 kg (15 lbs.)

All Pop-Up Toaster Models Feature:

Cord Location: 1829 mm (72") cord – bottom, back center.

Pop-Up Toasters can be shipped United Parcel Service or Fed-Ex Air.

POP-UP TOASTER AMP RATINGS

Model	120V/1 Ø Amps	208V/1 Ø Amps	240V/1 Ø Amps
TPT-120	15.0	–	–
TPT-208	–	12.5	–
TPT-240	–	–	10.9

TPT - XXX

Toaster Pop-Up Type ——— Voltage

ONE YEAR REPAIR OR REPLACEMENT WARRANTY,
CONTACT HATCO SERVICE FOR DETAILS.



**Toast-Qwik®
Conveyor Toasters**

Flexibility and performance are yours with the Hatco Toast-Qwik® conveyor toasters. These toasters produce perfect golden toasting, from 300 to 800 slices per hour. The power save mode conserves energy during non-peak serving times.

- Instant and precise adjustment of toast color with electronic infinite controls that regulate top and bottom heat
- Patented ColorGuard sensing system assures toast uniformity for TQ-400 and -800 series
- Opening height for H and HBA models is 76 mm (3"), for all other models the opening height is 51 mm (2")
- Insulation and an interior fan provide cool surface temperatures
- Efficient design of front or rear discharge allows unit to be placed where it is most convenient – for sending product to the operator side or to the customer/server side
- **BA models toast one side only and are for bagels and buns, cut side up**



TQ-10



TQ-400



TQ-800HBA

TOAST-QWIK® HORIZONTAL CONVEYOR TOASTERS

Model†	Voltage	kW	Dimensions W x D x H (Height includes legs)	Opening Dimensions W x H	Capacity/ Minute†	Ship Weight
TQ-10	120, 208, 220, 240	1.8	368 x 451 x 349 mm (14½" x 17¾" x 13¾")	254 x 51 mm (10" x 2")	5 slices	19 kg (42 lbs.)

TOAST-QWIK® HORIZONTAL CONVEYOR TOASTERS

Model†	Voltage	kW	Dimensions W x D* x H (Height includes legs)	Opening Dimensions W x H	Capacity/ Minute†	Ship Weight
TQ-400	120, 220, 240	1.8	368 x 451 x 378 mm (14½" x 17¾" x 14¾")*	254 x 51 mm (10" x 2")	6 slices	21 kg (46 lbs.)
TQ-400	208	2.2	368 x 451 x 378 mm (14½" x 17¾" x 14¾")*	254 x 51 mm (10" x 2")	6 slices	21 kg (46 lbs.)
TQ-400BA*	120, 208, 220, 240	1.9	368 x 451 x 378 mm (14½" x 17¾" x 14¾")*	254 x 51 mm (10" x 2")	6 slices	21 kg (46 lbs.)
TQ-400H	208, 220, 240	2.2	368 x 451 x 403 mm (14½" x 17¾" x 15¾")	254 x 76 mm (10" x 3")	6 slices	21 kg (46 lbs.)
TQ-800	208, 220, 240	3.3	368 x 578 x 422 mm (14½" x 22¾" x 16¾")*	254 x 51 mm (10" x 2")	14 slices	28 kg (62 lbs.)
TQ-800BA*	208, 220, 240	3.3	368 x 578 x 422 mm (14½" x 22¾" x 16¾")*	254 x 51 mm (10" x 2")	14 slices	28 kg (62 lbs.)
TQ-800H	208, 220, 240	3.3	368 x 578 x 422 mm (14½" x 22¾" x 16¾")*	254 x 76 mm (10" x 3")	13 slices	28 kg (62 lbs.)
TQ-800HBA*	208, 220, 240	3.3	368 x 578 x 422 mm (14½" x 22¾" x 16¾")*	254 x 76 mm (10" x 3")	14 slices	28 kg (62 lbs.)

† 220V, 240V available with CE Mark.

† Toasting capacity may vary by product. Toasting of coated products not recommended.

* TQ-400 and TQ-400BA, add 64 mm (2½") to depth if using tray extension in rear.

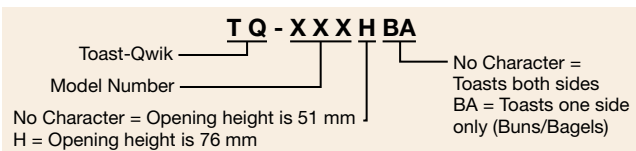
TQ-800, TQ-800BA, TQ-800H and TQ-800HBA, add 165 mm (6½") to depth if using tray extension in rear.

▼ BA Models toast one side only and are for bagels and buns, cut side up.

All Toast-Qwik® Horizontal Conveyor Toaster Models Feature:

Cord Location: 1829 mm (72") cord – lower right corner on back of unit.

OPTIONS AND ACCESSORIES – PAGE 5



ALL TOAST-QWIK METAL SHEATHED HEATING ELEMENTS
WARRANTED AGAINST BURNOUT AND BREAKAGE FOR TWO YEARS.



TQ-800H Toast Qwik®
Horizontal Conveyor Toaster

OPTIONS (available at time of purchase only, excludes TQ-10)

TQ-PWR-A Automatic Power Save Mode (switches after 30 minutes of inactivity)

ACCESSORIES (available for purchase at any time)

TQRAMP Extended Feed Guide (add 76 mm [3"] to depth)

TQ2-SECURITY Control Cover and Bracket



TQ-800 with
TQ2-SECURITY
accessory security
control cover

TOAST-QWIK® CONVEYOR TOASTER AMP RATINGS

Model	120V	208V	220V	240V	240V
	60Hz/1 Ø	60Hz/1 Ø	50Hz/1 Ø	50Hz/1 Ø	60Hz/1 Ø
	Amps	Amps	Amps	Amps	Amps
TQ-10	15.0	8.8	8.5	9.3	7.6
TQ-400	14.9	10.7	8.5	9.2	9.3
TQ-400BA	14.8	9.0	8.0	8.8	7.8
TQ-400H		10.7	9.7	9.2	7.6
TQ-800		16.0	13.8	15.1	13.9
TQ-800BA		16.0	12.8	14.0	13.9
TQ-800H		15.8	13.8	15.1	13.7
TQ-800HBA		15.8	12.8	14.0	13.7



Toast King® Conveyor Toasters

Designed for mid to high volume and constant flow applications, Hatco's proven reliability and performance makes the Toast King Toasters the workhorse of your operation. These toasters use conveyor speed, not temperature, to determine toast color.

- Toasts a variety of bread products
- Stainless steel construction for years of trouble-free service
- Power saving thermostat for energy savings during non-peak times
- Manual advance and speed control
- Fully insulated for cooler operation
- Toast storage area keeps bread warm and dry
- Capacity of 720-1500 slices per hour
- Three basket access for fast loading
- Top venting keeps heat away from the operator



VERTICAL CONVEYOR TOASTERS

Model	kW	Dimensions W x D x H (Depth includes tray extension of 89 mm [3½"])	Capacity/ Minute [†]	Basket Size	Ship Weight
Bread and Buns					
TK-72 [†]	4.0	445 x 448 x 838 mm (17½" x 17½" x 33")	12 slices	254 W x 117 H mm (10" x 4½")	33 kg (73 lbs.)
TK-100 [†]	5.0	559 x 448 x 838 mm (22" x 17½" x 33")	16 slices	368 W x 117 H mm (14½" x 4½")	40 kg (88 lbs.)
Buns Only					
TK-135B [†]	4.3	559 x 448 x 838 mm (22" x 17½" x 33")	22 slices	368 W x 117 H mm (14½" x 4½")	40 kg (88 lbs.)
3-Part Buns					
TK-155B	5.0	559 x 448 x 838 mm (22" x 17½" x 33")	25 slices	368 W x 117 H mm (14½" x 4½")	40 kg (88 lbs.)

[†] Toasting capacity may vary by product. Toasting of coated products not recommended.

[†] CE Mark available for TK-72 220V, 240V; TK-100 220V, 240V; and TK-135B 220V, 240V.

All Vertical Conveyor Toaster Models Feature:

Voltage: 208V, 220V or 240V, 60Hz; and 220V or 240V, 50Hz, single phase.

Max. Product Thickness: 32 mm (1¼").

Cord Location: 1219 mm (48") cord – lower left side on back of unit.

ALL TOAST-RITE AND TOAST KING METAL SHEATHED HEATING ELEMENTS WARRANTED AGAINST BURNOUT AND BREAKAGE FOR TWO YEARS.

OPTIONS (available at time of purchase only)

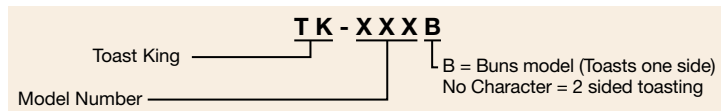
TK-SECURITY Control Cover, Bracket, Mounting Hardware and Fuse Cover

ACCESSORIES (available for purchase at any time)

4"LEGS 102 mm (4") Adjustable Legs (4)

TOAST KING® CONVEYOR TOASTER AMP RATINGS

Model	208V	220V	240V	240V
	60Hz/1 Ø	50/60Hz/1 Ø	50Hz/1 Ø	60Hz/1 Ø
	Amps	Amps	Amps	Amps
TK-72	19.4	18.4	16.8	16.8
TK-100	24.0	22.9	21.0	21.0
TK-135B	20.7	19.7	18.1	17.9
TK-155B	24.0	22.8	20.9	20.8



High Watt Conveyor Toasters

Hatco High Watt Conveyor Toasters toast high moisture content bread products to a rich golden color. All models feature metal sheathed heating elements and most include cord and plug. Toast King are shipped with speed control and manual advance.

- Toasts a variety of high moisture content bread products
- Full insulation for cooler operation
- Multiple metal sheathed toasting elements

- Toast storage area keeps bread warm and dry
- Capacity of 240 to 1080 slices per hour



TQ-805



TK-105

HIGH WATT CONVEYOR TOASTERS

Model [‡]	kW	Dimensions W x D* x H	Capacity/ Minute [†]	Basket Size	Ship Weight
TQ-405	2.3	368 x 451 x 378 mm (14½" x 17¾" x 14⅞")*	6 slices	—	22 kg (48 lbs.)
TQ-805	3.6	368 x 578 x 422 mm (14½" x 22¾" x 16⅝")*	12 slices	—	24 kg (52 lbs.)
TQ-15	2.2	368 x 451 x 349 mm (14½" x 17¾" x 13¾")	4 slices	—	19 kg (42 lbs.)

Includes Manual Advance and Speed Control

TK-75	4.6	445 x 448 x 838 mm (17½" x 17⅝" x 33")*	12 slices	254 W x 117 H mm (10" x 4⅝")	35 kg (76 lbs.)
TK-105	7.5	559 x 448 x 838 mm (22" x 17⅝" x 33")*	18 slices	368 W x 117 H mm (14½" x 4⅝")	40 kg (88 lbs.)

[‡] CE Mark available.

TQ-15 and TK-75 include CE (cannot be ordered without CE).

* Tray extends 165 mm (6½") rear for TQ-405 and TQ-805, and 89 mm (3½") front for TK-75 and TK-105.

[†] Toasting capacity may vary by product. Toasting of coated products not recommended.

All High Watt Conveyor Toaster Models Feature:

Voltage: TQ-805: 240V, 50Hz, single phase.

TQ-405, TQ-15, TK-75, TK-105: 220V or 240V, 50Hz, single phase.

Max. Product Size: TQ-405, TQ-805: 244 W x 44 H mm (9⅝" x 1¾").

Max. Product Thickness: TK-75, TK-105: 32 mm (1¼").

Cord Location: TQ Models: Lower right corner on back of unit.

TK Models: Lower left side on back of unit.

ACCESSORIES (available for purchase at any time)

4"LEGS	102 mm (4") Adjustable Legs (4)
TQRAMP	Extended Feed Guide (76 mm (3") longer). TQ Models only

T Q - X X
 Toast-Qwik ———— Model Number

T K - X X X
 Toast King ———— Model Number

ALL TOASTER METAL SHEATHED HEATING ELEMENTS
 WARRANTED AGAINST BURNOUT AND BREAKAGE FOR TWO YEARS.



Scan with web-enabled
mobile device to visit
www.hatcocorp.com



Hatco Corporation
P.O. Box 340500 | Milwaukee WI 53234-0500 USA
Tel: 01-414-671-6350
www.hatcocorp.com | intlsales@hatcocorp.com